

# ***THANK YOU***

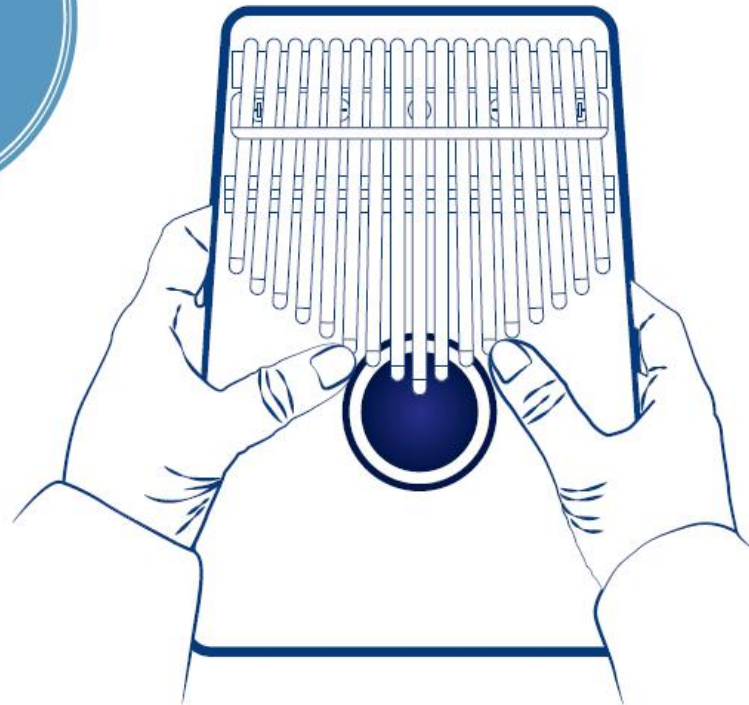
---


for buying KALIMBA.  
Next, let's get to know KALIMBA.



# HOW TO PLAY

Hold the KALIMBA by hands, flick  
the keys back and forth by thumbs.





## ***CARING***

When not playing KALIMBA, put it into the bag and box.

Please keep your KALIMBA into the 30-60 relative humidity environment.

The resonance will be effected if the KALIMBA gets damp.

## ***INTRODUCTION***

Keys:

- 10 key
- 17 key

Material for body

- Mahogany
- Koa

Tone : C

Material for keys : metal

KALIMBA (Thumb piano) is tuned and tested well before shipment. It adopts international standard C tone, and uses double-screw keys to strengthen the the stability. The solid wood body makes much more sufficient resonance, warmer timbre, and longer lasting sound.

## PRODUCT SIZE

Unit : inch



## ACCESSORIES

Specification

Flannelette Bag

Tuning Tool

Wipe Cloth

Label Sticker

# ***CONTENTS***

## **The Basics**

**01**

Product Structure : 10keys/17keys  
Way of Tuning  
Fixing Buzz Sound  
Tuning  
Phonetic Symbol  
Tuning Software  
Tone Scale Tuning : 10keys/17keys  
Skill

## **KALIMBA Tablature**

**02**

KALIMBA Tablature

## **Single-tone Practice**

**03**

Single-tone Practice

**04**

## **Playing /Singing**

Playing & Singing

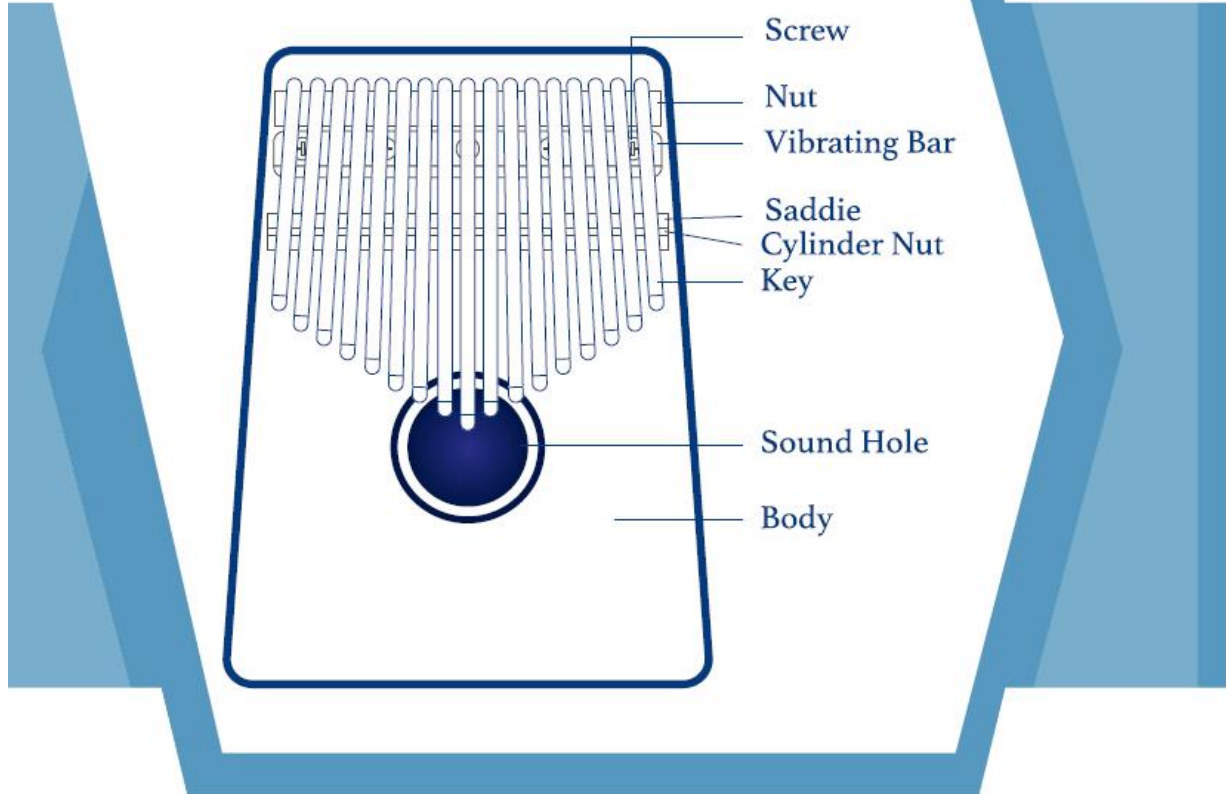


# 01

The Basics

Product structure

17  
keys





## ***WAY OF TUNING***

---



▲  
Adjust direction  
for higher pitch

Adjust direction  
for lower pitch



## ***FIXING A BUZZ SOUND***

If one or two keys have the buzz sound, don't be panic. It's a normal phenomena and can easily be fixed. You can move the key left of right and the issue should be resolved. If the above step cannot solve the issue, simply insert a piece of paper card between the key bridge and slide the paper up and down for micro adjustment. The buzz sound should disappear.



Accurate tone is necessary for exquisite tone. We can use real tuner or download App to help us on tuning. For Android: gstrings. For iOS: ins Tuner.

## ***TUNNING***

---

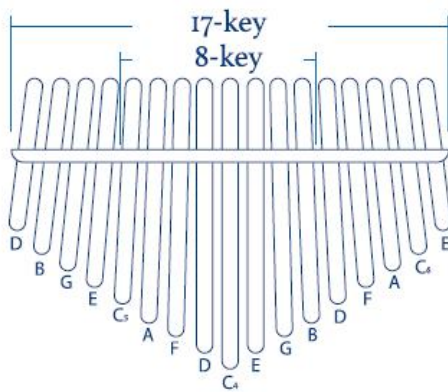


---

Note, sometimes during tuning, the key next to the one being tuned will resonate and affects the tuner. In this case, please press the resonating key and play the key which is under tuning.

# **PHONETIC SYMBOL**

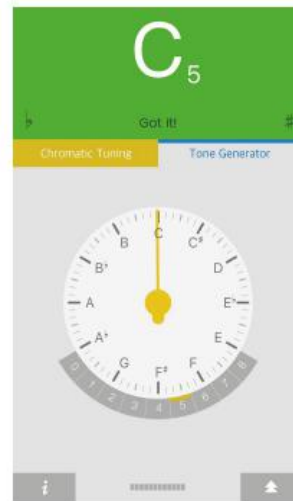
for 17-key KALIMBA



# **TUNING SOFTWARE**

Android system app : gstrings.

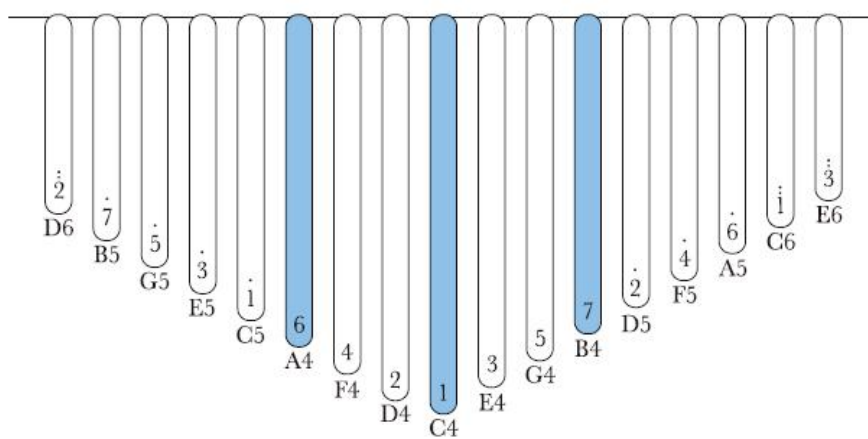
Apple system app : ins Tuner.



Tuning tool downloaded on cellphone.  
Twelve frequency tuner.

# I7

## Keys KALIMBA



Tone scale tuning comparison

## ***SKILL***

**1.**

Hold the KLIMBA and flick the key with you thumb finger nail. This will make clean sound and won't hurt your thumb.



**2.**

To make "Wah" sound, put your two middle fingers around the back sound hole and wave around it while playing.



**3.**

Another Wah sound technique : wave the thumb up and down above the sound hole while playing.





# 02

KALIMBA  
Tabkatyre



# KALIMBA TABLATURE

**K**tab score is an universal method for Kalimba. It is played by the corresponding position on the key with staff notes.

**K**tab score, the reading direction: form bottom to top.

**Quarter Note** ..... ♩

When quarter note appear, the time we play will be one beat.

**Eighth Note** ..... ♪

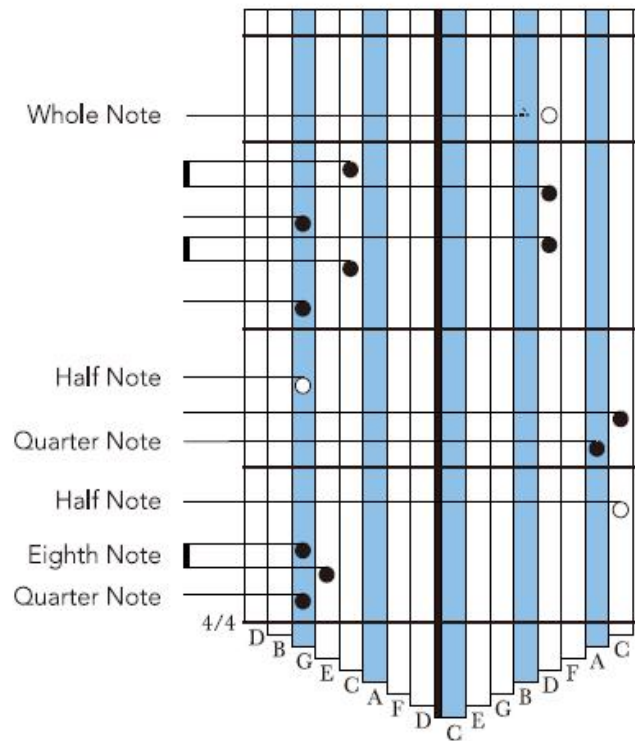
When eighth note appear, the time we play will be two beats.

**Half Note** ..... ♮

When half note appear, the time we play will be two beats.

**Whole Note**..... ○

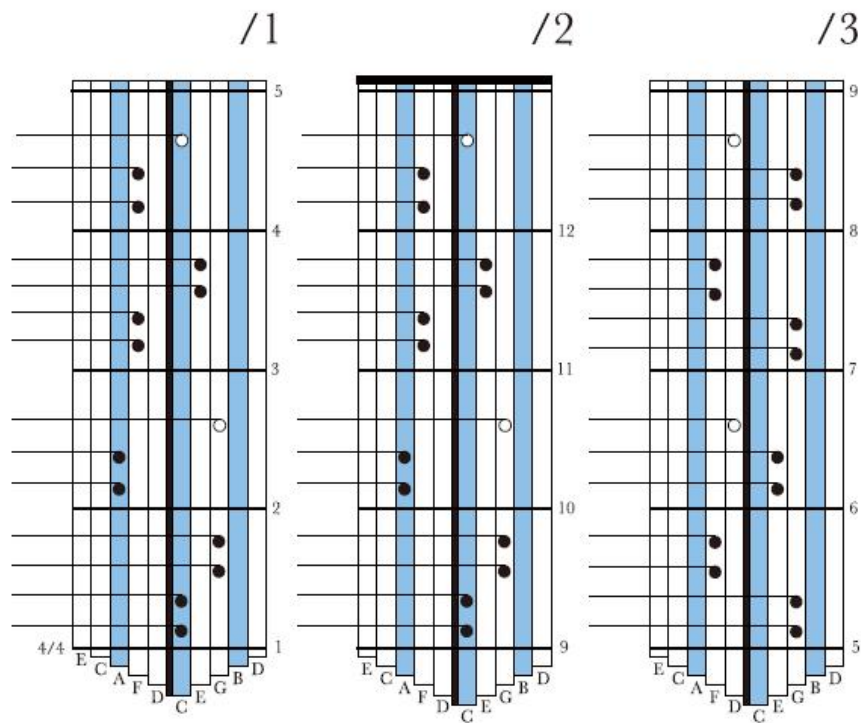
When whole note appear, the time we play will be four beats.





# 03

Single-tone  
Practice



# YOU ARE MY SUNSHINE

Single-tone practice  
10 key /17key

/1                      /2                      /3

4/4 D B G E C A F D C E G B D F A C E

4/4 D B G E C A F D C E G B D F A C E

4/4 D B G E C A F D C E G B D F A C E

# 04

Playing  
/Singing

<Playing & singing> 10 keys / 17keys

Chord/ rhythmic (refer to the tone scale tuning comparison)

C=1353    F=4616    G=5727

# ***LITTLE STAR***

<Playing & singing> 10 keys / 17keys

C    C    F    C   F    C    G    C  
Twinkle twinkle little star How I wonder what you are  
C   F    C    G   C    F    C    G  
Up above the world so high Like a diamond in the sky  
C    C    F    C   F    C    G    C  
Twinkle twinkle little star How I wonder what you are

Chord/ rhythmic (refer to the tone scale tuning comparison)

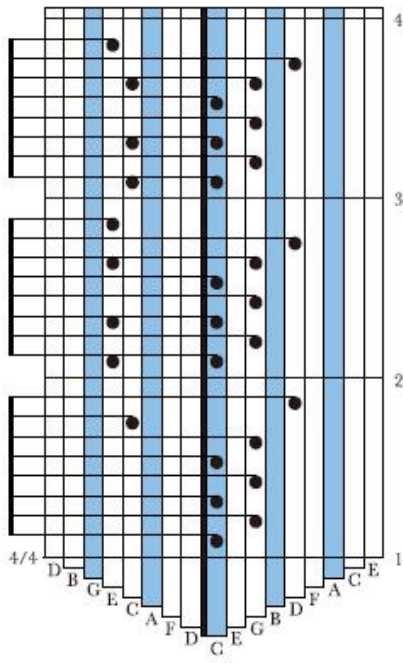
C=1353    F=4616    G=5727

# YOU ARE MY SUNSHINE

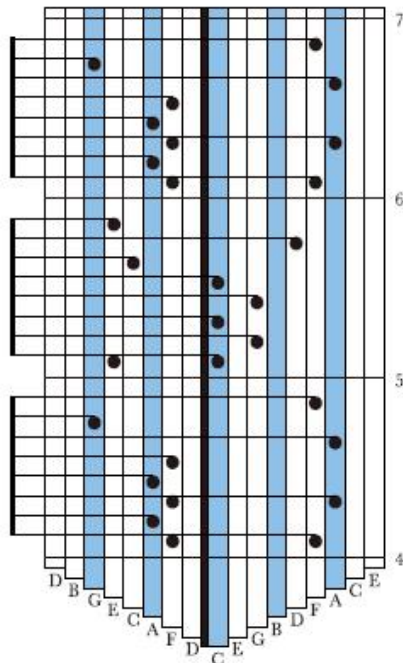
<Playing>

17key

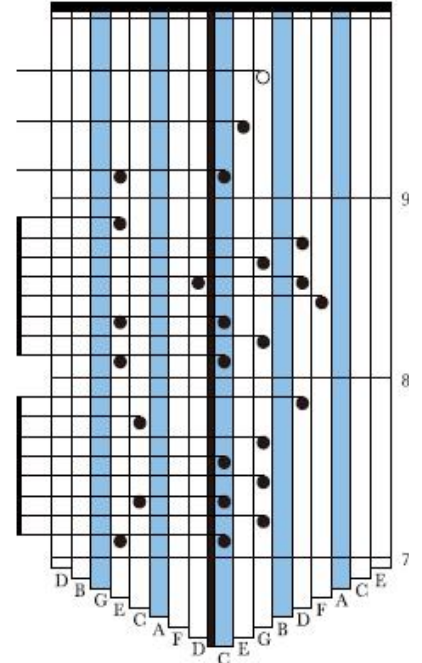
/1



/2



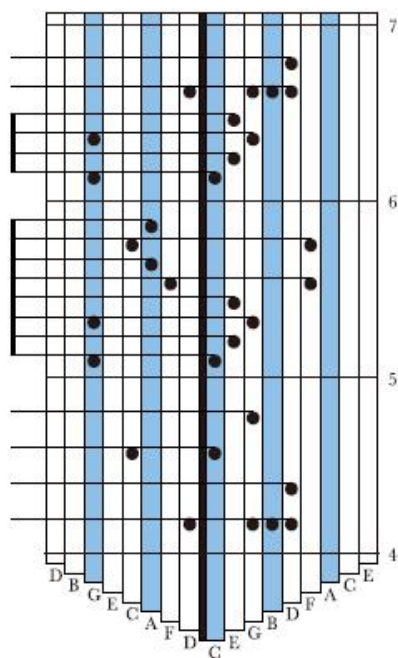
/3



<Playing> 17key

17key

12



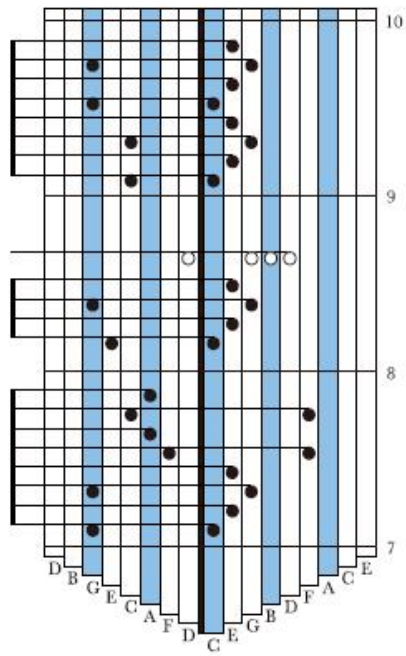


# LITTLE STAR

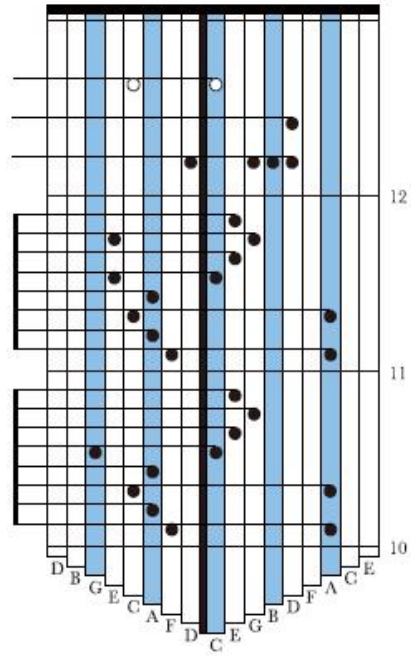
<Playing>

17key

/3



/4



# MUSIC PRACTICE

## Notes

